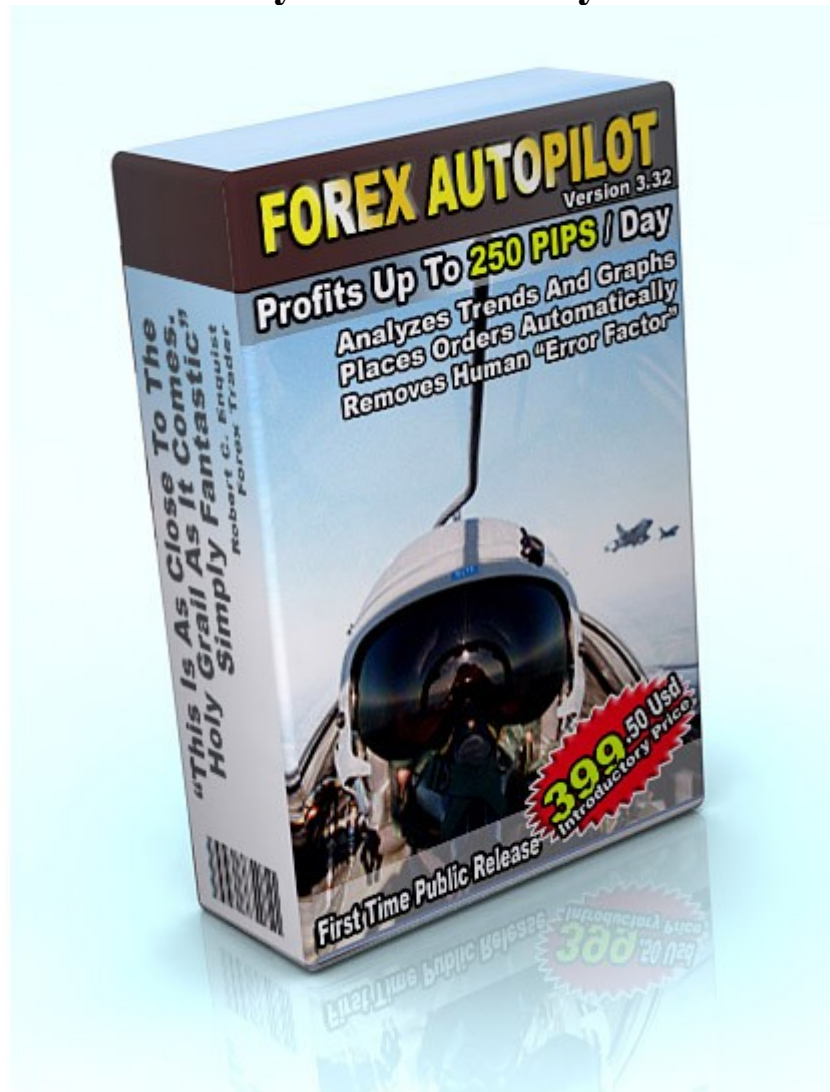


# Forex AutoPilot

By Marcus Leary



v.3.13-2008

[www.ForexAutopilot.com](http://www.ForexAutopilot.com)

## **Introduction**



**ForexAutopilot (FAP) was developed by professional Forex trader Marcus Leary and his team. The FAP system rapidly gained world popularity and became the top-selling Forex product available on the market. Nowadays, FAP has over 25,000 members.**

### **Forex Autopilot Package includes:**

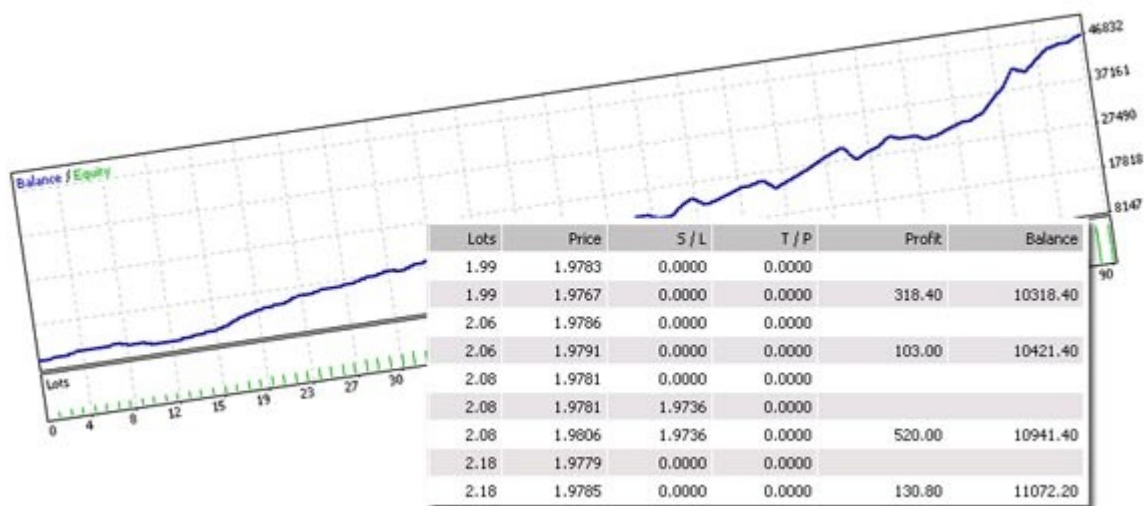
- 1. ForexAutopilot Expert Advisor**
- 2. Bonus: NFP Bonus Expert Advisor**
- 3. Bonus: Ultra Trend Indicator**
- 4. Advanced Forex Trading Ebook**

**Each Advisor is a unique trading robot (expert) that monitors the market situation 24 hours a day and makes trades for you! Just keep your Metatrader4 on all the time, even if you are away or asleep! Robots will do all the work for you to bring you good profits! Forex Market is open 5**

**days a week. No trades on weekends.**

**Expert Advisor (ex4 file) is not a Windows-based program. It is a script (plugin) for Metatrader4 and can be run only inside Metatrader4 software.**

## **Description of the Trading System**



**The Trading system of the ForexAutoPilot expert advisor is based on several modern Forex indicators such as Alligator, Fractals, DeMarker, and William's Percent Rate. The system detects a good trend and confirms it using internal indicators, then opens the trades to make maximum profit for you. The system does not use a fixed stop loss parameter to prevent losing trades. ForexAutoPilot advisor monitors each open trade carefully and closes it if it reaches the takeprofit limit when the trade is successful. This "no fixed stop loss" approach showed great results in numerous backtesting and straightforward live tests. FAPS makes 96%**

**winning trades.**

**The latest version of FAP has money management (AutoLot feature), Trailing Stops and can trade with other EAs or manual orders without any problems. The ForexAutoPilot EA was optimized for the best performance on euro/USD pair M1 (1 minute timeframe). We recommend using it on euro/USD M1 with the default settings to get maximum profit. There are no systems that can be used on ALL currency pairs with same effectiveness.**

## **Expert Advisors: General Information**



**Q: What is Expert advisor (EA)?**

**A: Why do 90% of Forex traders lose? Traders are humans, and, like all humans, we suffer from greed. Like all humans, in crucial moments (or market conditions), we lack confidence, we have fear of what might happen, and most importantly, we are usually (90% of the time) inconsistent. Taking this into consideration, 90% of traders WILL LOSE**

**MONEY IN FOREX.** They will consistently give away their money to the other 10%.

This, together with the illusion of becoming millionaires overnight trading with some "guru's" trading system from an ebook, is what keeps the Forex market a great business for Forex brokers and the so-called "gurus". If you really understand this, then you can actually **MAKE MONEY IN FOREX!** How? The easiest way to do it is using a profitable expert advisor.

Expert Advisor is an automated robotic script written in MQ4 language that can work in the Metatrader4 platform and make trades for you!

An Expert Advisor is a "robot". Robots beat humans at chess, and they beat humans at trading. An EA robot will watch the market for you, placing trades under certain parameters (strategies), avoiding the fear, greed, lack of confidence and inconsistency which characterizes most traders.

The Expert Advisor has a plan. It sticks to it no matter what, no matter how ugly or uncertain the market looks. It has no greed and will be running 24 hours a day for you.

Expert Advisors can only work when the connection to the Internet (in Metatrader4) is established. You must always keep your Metatrader4 online and working to let the advisors trade. If you close Metatrader4, advisors can't monitor the trades and that could cause you possible losses of deposit. Again, Forex Market is open 5 days a week. No trades on weekends.

**Q: What if my PC lost power or rebooted?**

**A: No problem here! Just run Metatrader again and turn on the expert advisor. It will continue trading.**

**Q: How to remove expert advisor?**

**A: To remove an advisor, just right click on its name or face in the top right part of the chart and select «Expert Advisors -> Remove». Don't forget to close all open trades of the current advisor if you remove it.**

**Q: Important: Demo or Real account?**

**A: You should always test your advisor on Demo account first to check if your broker is compatible with your current expert advisor! NEVER trade on Real account without testing on Demo first!!**

**Maybe your broker takes your orders too slowly, gives bad quotes or has too high a spread or slippage. If so, we recommend you to try the Demo account with another broker**

**Q: How to run several advisors on one account?**

**A: That is very easy!**

**You can run several advisors at the same time to increase your profits and minimize risks!**

**Just open several Price Charts and attach each advisor to its own chart! This way, they can all work at the same time. Don't try to attach 2 advisors to the same chart. That won't work!**

**Warning: don't run too many advisors if your deposit is too small. Try on DEMO account first to see how they work**



**together! Some of the advisors are incompatible with each other and work poorly if you run them together. Please always try on Demo first if you want to run several advisors at the same time! If you get bad results – don't run those advisors together or simply change your broker.**

**Q: What timeframe and currency should I choose?**

**A: There are no strict rules here. You can run expert advisors (robots) on any currency and timeframe. But we recommend using shorter timeframes. Feel free to experiment to find the timeframe that suits you better.**

**Some robots work only on specific timeframes and currencies. For example, ForexAutopilot Advisor works best on EuroUSD pair on 1M timeframe.**

**Q: Which advisor is the best one?**

**A: There is no clear answer to this question. Every advisor uses its own unique system of trading, and each has its own strong and weak points. We recommend running several advisors at the same time and testing them on Demo to find out which advisor works best for you!**

**Q: How do I make a backtest on history?**

**A: To perform a backtest, you should attach the advisor to the chart in Metatrader4 and then press F6 (Strategy Tester). Then you should set the parameters, currency, timeframe and time period and then hit “start”.**

## Getting started

**We provide step-by-step instructions on how to start trading with ForexAutopilot. Just follow the easy steps below:**

1. **Download and install the Metatrader4 (MT4) platform.**  
You can choose any broker that supports Metatrader4. We recommend ForexMeta broker (FXDD) with Metatrader4 <http://www.forexmeta.com/bonus1> (includes a \$100 USD signup bonus)
2. **Download, activate and install the FAP expert advisor**  
Read the corresponding chapters of this manual for more information
3. **Attach expert advisor to the chart and let it trade for you!**  
FAP will analyze the market and trade for you 24/5, even when you are asleep or away! Just turn your Metatrader platform on.

## Watch the Video Tutorials!

[Click here to watch the FAP video tutorials or use the link http://www.forexmeta.com/videos/fap/](http://www.forexmeta.com/videos/fap/)



## **Step 1: Download and install FAP Expert Advisor**

**Download the FAP trading package (ZIP archive) from your members Area on the ForexAutoPilot.com website.**

**Unzip the files from the ForexAutopilot ZIP archive and place all advisors (files \*.ex4 like ForexAutoPilot.ex4) into the */experts* folder of your Metatrader4 directory.**

**It is usually found at *c:\ProgramFiles\Metatrader4\experts* or *C:\ProgramFiles\ForexTrader.Meta\Experts***

**The path can differ depending on your broker choice.**

## **Known Questions and Problems:**

### ***Don't have WinZip?***

**You can download the free WinZip Evaluation Version <http://www.winzip.com/downwz.htm> to extract the Zip archive or just use the free WindowsXP/Vista zip service.**

**You can also use the free WinRAR to unzip files:**

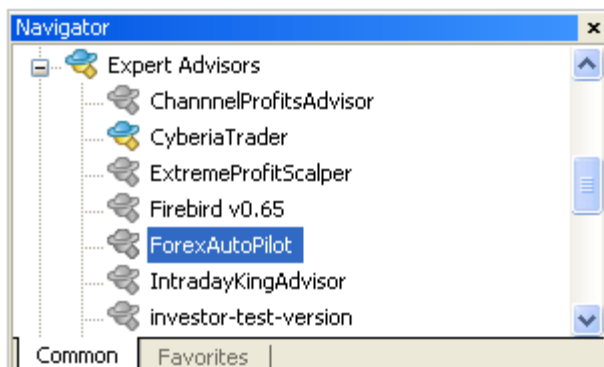
**<http://www.rarlab.com/>**

### ***Don't have Metatrader4?***

**You can get free Metatrader4 platform on the ForexMeta broker website We recommend ForexMeta broker (FXDD) with MT4 <http://www.forexmeta.com/bonus1/> (featuring a \$100 USD signup bonus)**

## Step 2: Open your Metatrader software

Run the Metatrader4 platform and open your Demo or Real account. If you are a newbie, we recommend that you trade on Demo until you feel confident with the system. You will see the list of ForexAutopilot advisors under the Navigator menu on the left:



## Known Questions and Problems:

*Why are they shown in grey?*

Experts-Robots are shown in grey because they don't have open source codes. That's fine. It is not the problem at all. They will still work fine if they have the Smiling Face on the top right of the attached graph. Template MT4 experts like "MACD Sample" and "Moving Average" are free samples with open source and that's why they are shown in yellow.

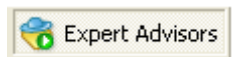
*I unzipped files and dropped them into the "expert" folder for Metatrader, but they do not show up on the "navigator" list on the meta platform.*

The problem could be that you have several Metatraders

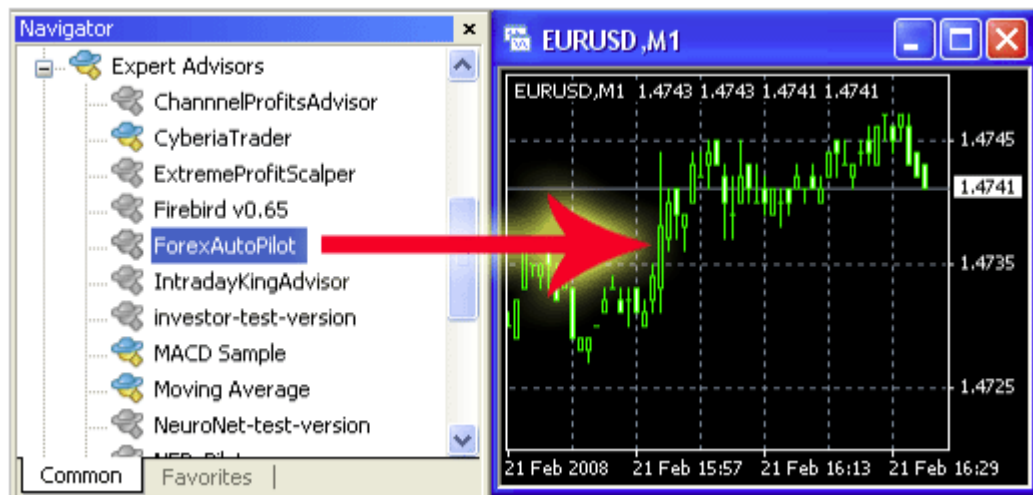
installed on your PC. Check if you copied them to the correct folder of the correct MT copy.

### Step 3: Attach EA to the chart

Click on the «Expert Advisors» button to activate the advisors in Metatrader4.



Choose the currency pair you want to trade and open its chart window with price candles. For example, you want to run ForexAutoPilot for EURUSD M1 Chart. Then drag and drop the advisor from the «Navigator» menu to the chart window.



## Known Questions and Problems:

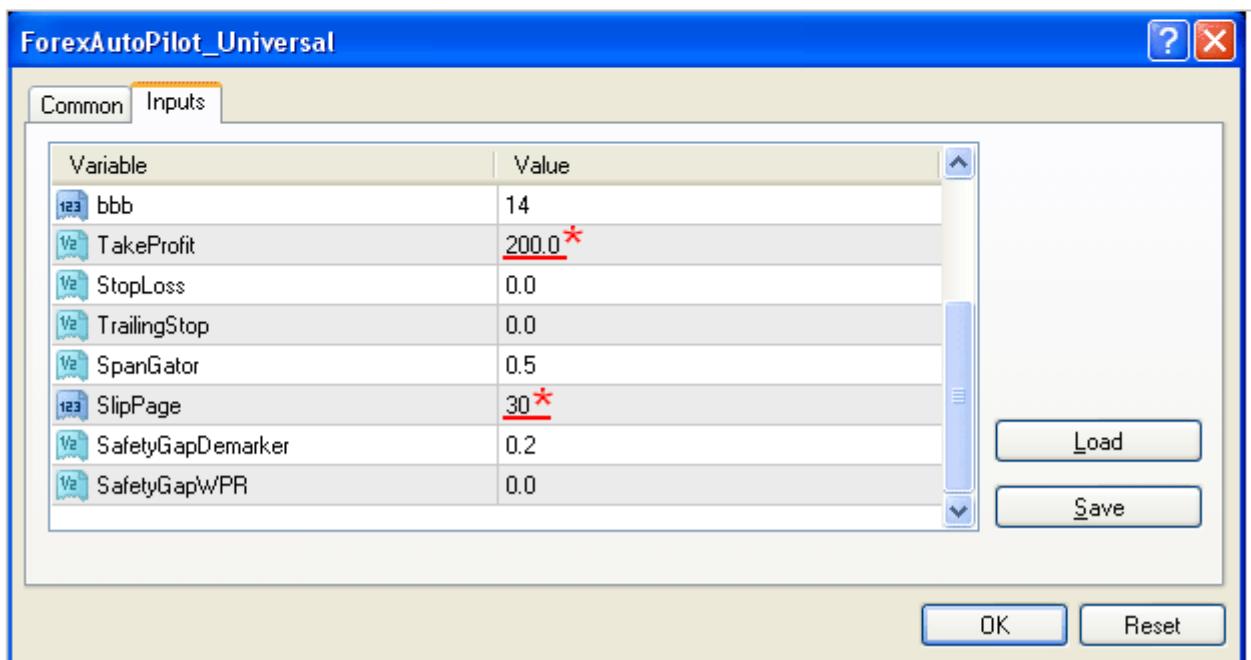
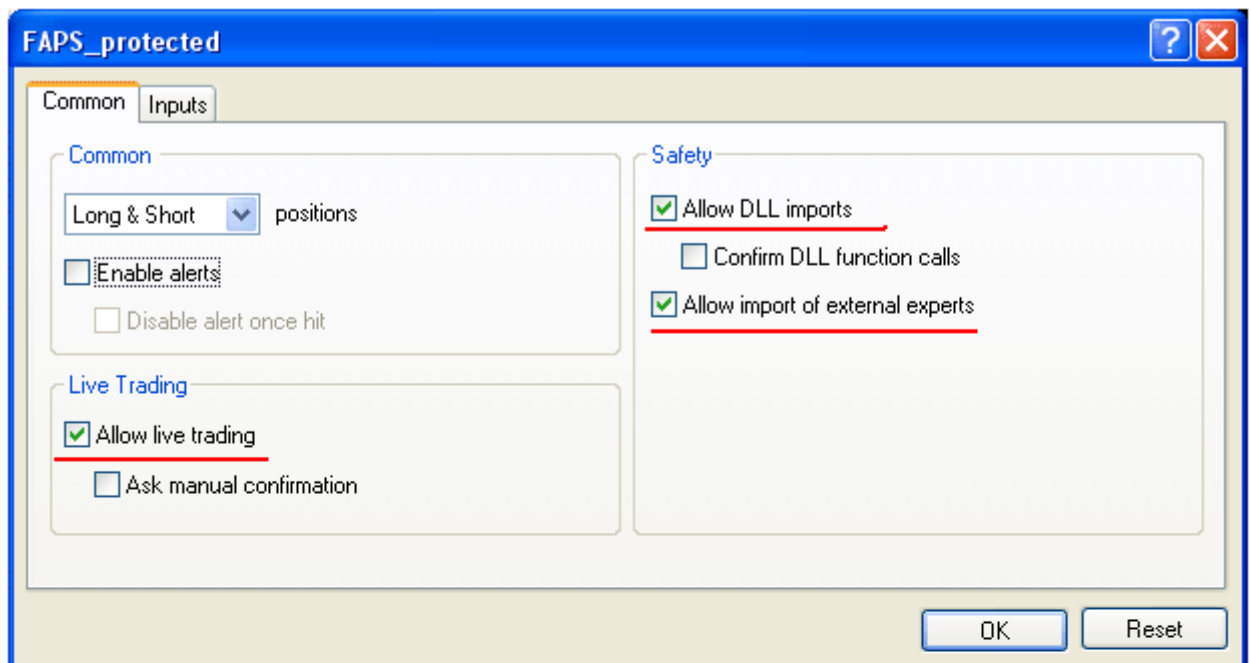
*What TimeFrame and Currency should I choose?*

ForexAutoPilot advisor works best on EuroUsd M1.

### Step 4: Check Settings

After attaching the advisor to the chart, you will get the Window with Advisor's Parameters. You need to set the Common «Long and Short positions» and enable the checkbox «Allow live trading» to let advisor trade Forex for you! Also check «Allow DLL imports» and «Allow import of external experts» and deselect «Confirm DLL function calls».

You can also check and edit The Stop Loss, Take Profit and other parameters in «Inputs» menu. You can also load and save presets there.



\* For brokers with 5-digit price quotes (like Forexte broker)

**Note:** Some brokers have 5 digit price quotes (for example 1.12340). If your broker uses 5-digit price quotes (like Forexte broker) then use: takeprofit=200 and Slippage = 30. If your broker uses 4-digit price quotes (like Alpari and InterbankFx) then use the default settings.

Then click "OK" to run the advisor! If you set the advisor correctly, you will see his smiling face in the top right corner

of the Chart window. That means that the advisor is working and monitoring the market now.



**Note:** Most of the advisors don't open the new orders instantly after you run them! Be patient. Advisor is monitoring the market and opens its trades only on condition of possible profits!

Experts-Robots open trades a few times a week when their internal indicators see the market conditions to open trades. They don't have to open many trades or trade every single day. The goal is to make a profit, not to make many trades!

**Note2:** Please note that all new open trades stay in minus for some time because you have to pay the "spread" (comission) to the broker! That is not a problem.

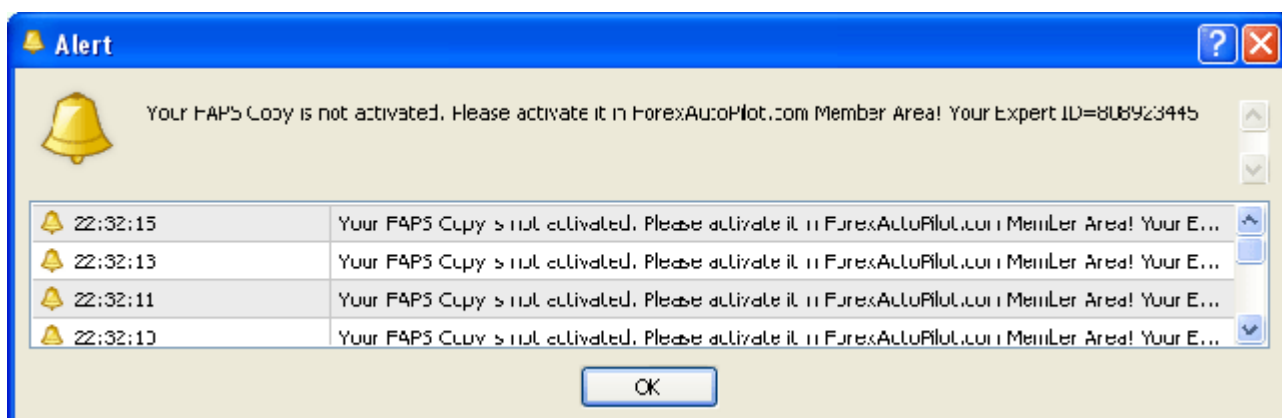
## Known Questions and Problems:

*When I drag any of the systems onto a chart, I don't get the smiley face, just an X. I follow the procedure but it still doesn't respond.*

The Smiling Face icon means that EA works correctly. If you don't see the Smiling Face, just click on the “Expert Advisors” button on top of the Metatrader menu. See the Flash video on our <http://forexautopilot.com> webpage.

### Step 5: Activate your copy

Now it's time to activate your copy of ForexAutoPilot EA. Just a few minutes after starting FAPS EA you will get the following alert:



**Record your Expert ID. For example my expert ID is 808923445**

**Then open your ForexAutoPilot Member Area on the website [ForexAutoPilot.com](http://ForexAutoPilot.com) and insert your expert ID to get your «Activation Key». On the website member area:**





**STEP2:** Activate your Copy of FAPS EA NOW! Read file [HowToActivate.pdf](#) for full instructions.

Insert your FAPS expert ID:

[Get My Activation Key](#)

You just purchased the Forex Autopilot Package, thank you for putting your faith in us!  
Should you have any questions feel free to contact me directly at:

[support@forexautopilot.com](mailto:support@forexautopilot.com)

Makes me proud :) Please do not share this package with anyone. You paid hard earned cash for it, consider it your **personal money making machine** and treat it like that.

**IMPORTANT ADVICES:**

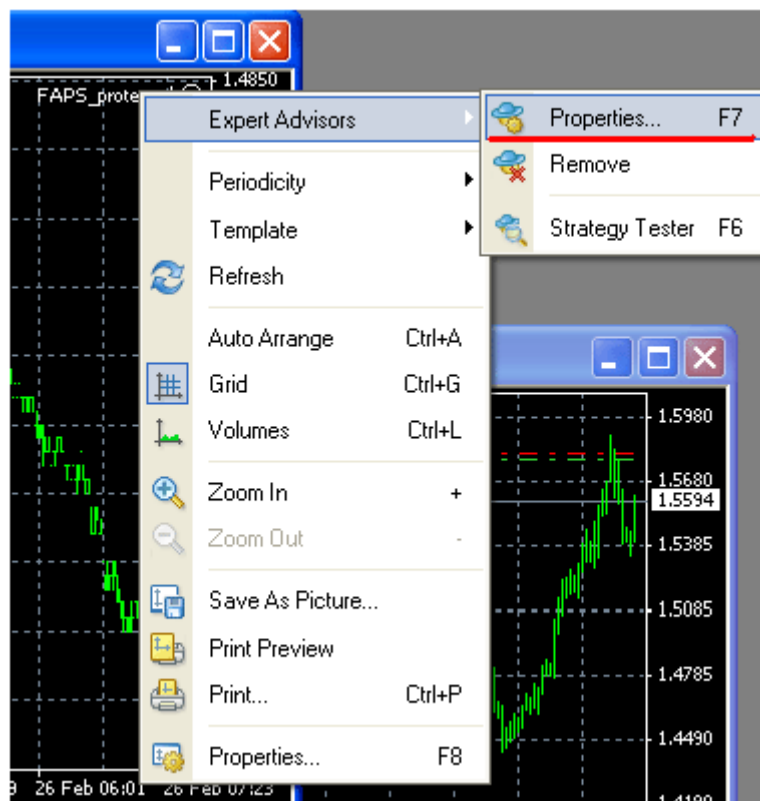
1. Read our Instructions FAQ ebook carefully. You will find step-by-step instructions there.

**You will get a key:**

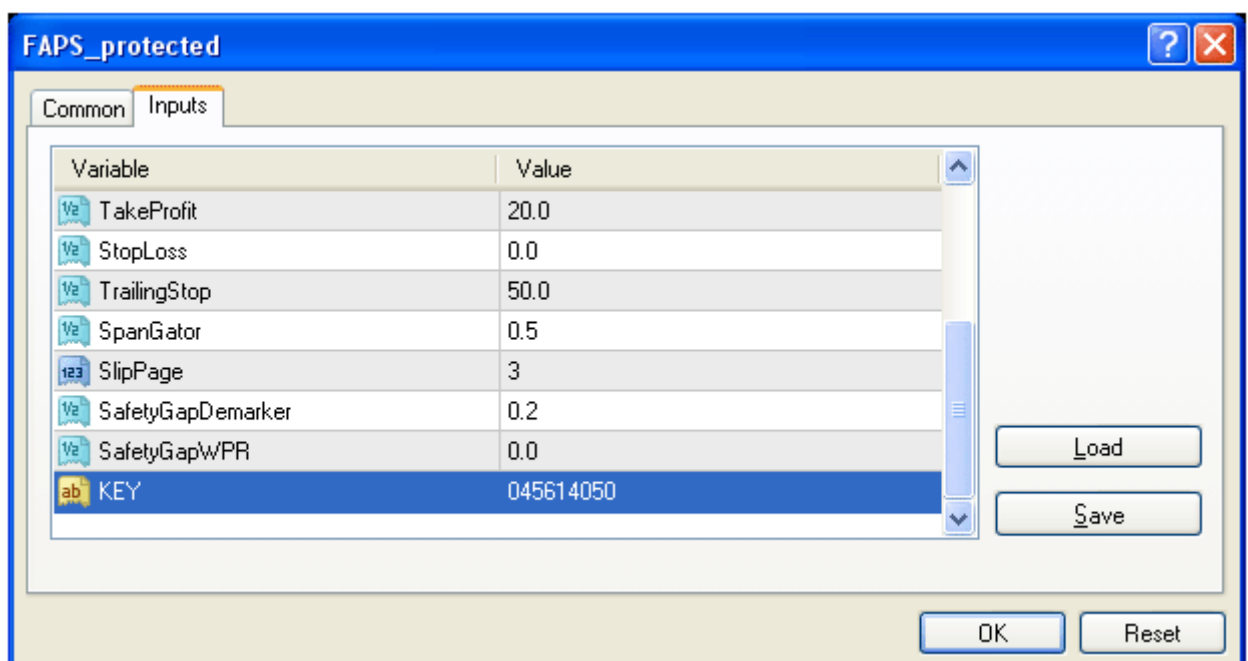
**YOUR Activation KEY=045614050**

**Record the Activation Key. For example my Key 045614050**

**Now open Metatrader4 with FAPS attached to the chart and right click on the ForexAutoPilot Smiling Face on the top right side of the chart and select «Expert Advisors -> Properties» or press F7.**



**Click on the «Inputs» tab and scroll down to the «KEY» parameter and fill in your Activation Key from the website!**



**That's all! Your copy is activated and ready to use!**

## **Known Questions and Problems:**

***Where is the Member Area? I lost my link***

**You got the link to the member area with your welcome email after purchase. Try to find it there or contact our support team with the batch/receipt number of your payment.**

***My expert ID=0!! Help me!!***

**First check the EA settings. turn on "Allow DLL imports" and remove "Confirm DLL function calls" there. Also check the global parameters of the Metatrader: Tools -> Options -> Expert Advisors. Turn on "Allow Dll imports" and turn off "Confirm DLL function calls". Then restart Metatrader! You must Just restart your Metatrader and try again! It helps.**

***I dont see the Alarm Window with Expert ID!***

**Maybe your copy is already activated or you forgot to check "allow DLL imports" and remove "Confirm DLL function calls" in the EA settings.**

# **FAP-WINNER.com Service Overview**



**FAP-WINNER.com is a special service for ForexAutoPilot clients with premium support (rapid support, Live Chat, Appointment Calendar, Forum, Phone support) and advanced trading opportunities (Special FAP settings, Personal Trading Plan, Hedging EA) as well as weekly Mentoring and Coaching Class and Seminars/Webinars. FAP-Winner was founded by Charles Floyd II, professional forex trader with 20 years of experience.**

## **FAPWINNER FEATURES**

### **1. FOREX AUTOPILOT TRADING SYSTEM (FAPTS)**

- **FOREX AUTOPILOT**

**One of the best Expert Advisors available on the market. It's effectiveness has been proven in numerous tests and live trading by over 15,000 members in the last six (6) months**

- **FAPTS Settings**

**Unique Forex AutoPilot modifications and settings developed and optimized by Charles A Floyd, II.**

- **FAPTS Trading Plan**

**Solid money management plan "March to Million", developed personally by Charles A Floyd, II to work for *any* account size**

- **Hedging EA**

**One of the best hedging EAs available online. Developed personally by Charles A Floyd, II, professional trader with over twenty (20) years of experience.**

## **2. FAPTS HAS BEEN PROVEN EFFECTIVE**

- **Solid Backtesting Results**  
**Defined Buy/Sell Area**
- **Tripled Deposit of Live Account**  
**Want proof? FAP tripled one live trading account!**  
**Check out the full and consistent trading statement.**  
[Click here](#)
- **Effective On All Types of Trends**  
**FAP works perfectly on downtrends, uptrends and sideways trending markets!**
- **Never Lost Deposit On Backtest**  
**You can backtest FAP for many years and verify that it has never zeroed the equity in a single account!**
- **Adjustable Settings**  
**You are able to perform your own optimizations to find the absolute best settings for you!**
- **Works 24/5 On Autopilot**  
**Simply drop and trade! Just attach the FAP EA to a chart, and let FAP work its magic trading in the forex market 24 (twenty-four) hours a day, 5 (five) days a week for you!**
- **No Forex Skills Required**  
**With our detailed instructions and friendly, personalized support, you won't have any problems with the setup, even if you have never traded before!**

## **3. FAPWINNER MEMBERS AREA**

- **Personal Members Area**  
**Every member of FAPWINNER is provided access to the secure member area on the website.**
- **Downloads Section**  
**In the downloads section, every member can access the FAPTs system files, documentation, sound and video archives from the mentoring classes and chat meetings**

- **FAPWINNER Newsletter**  
Here our members can read the hot news about current and future FAPWINNER projects, learn about upcoming events in the FAPWINNER community, as well as schedules for the video and chat meetings
- **Support Section**  
Here our members can get full, personal help from knowledgeable, award winning FAPWINNER support staff, hand picked by Charles.

#### **4. FAPWINNER DISCUSSION FORUM**

- **You Are Not Alone!**  
All FAPWINNER members have access to the private discussion forum where all your questions can be answered. You can discuss anything related to FAP including setup, effective strategies, usage and settings.
- **Moderators and Administrators**  
All staff are friendly, polite, responsive and always ready to address your needs!
- **FAPWINNER Private Messages**  
You can exchange private messages with other members and the administrator of the community!

#### **5. FAPWINNER VIDEO CHAT MEETINGS**

- **Join The Live Chat With Other Traders!**  
All FAPWINNER members have access to the daily and weekly online chat meetings. Charles has been famous for his friendly FAPUG meetings held every Sunday and Thursday!
- **Video Chat and Webinars**  
Charles presents his own personal video sessions and mentoring classes as well as Forex webinars!
- **Recorded Sessions**  
Can't attend the meeting? No problem! Get access to

**the download page with recorded sound and video sessions archives!**

- **Lots of Traders talking online**  
**You'll be excited by the activity in the chat sessions!**  
**Traders from all over the world are always here to share ideas and discuss the forex market!**

## **6. AWARD WINNING SUPPORT**

- **Live Chat Support**  
**All Gold FAPWINNER members are provided with 24/7 live chat support. Friendly, professional support staff is always ready available to help you online!**
- **Fast Reponse**  
**No more hassles and waiting, no more unanswered emails and phone calls. Charles's professional support team has proven itself to be one of the best on the internet!**
- **Tons Of Support Options**  
**You will be amazed by the variety of support options we offer at FAPWINNER. These include fast email support, live chat, Skype, instant messaging, 1 to 1 mentoring, remote access support, personal appointment scheduling calendar, traders' forum, private messaging and much, much more!!**
- **Appointment Calendar**  
**Every supreme FAPWINNER member can make a personal appointment with Charles for 1 to 1 mentoring**
- **Remote Access Help**  
**We can help you with your FAP setup, using our remote access software! No more problems with the setup even if you are a computer newbie!**
- **Mentoring And Coaching Classes!**  
**Not a Forex pro? No problem! Enrol and attend our friendly mentoring classes, webinars, or read tons of**



**available literature and instructions! We are always here to teach and help you to get started right away!**

## **7. JOIN THE FRIENDLY TEAM**

- **FAPWINNER Lifestyle**  
The FAPWINNER Group is more than just a gathering of money makers, we are a family.
- **FAPWINNER Group Is Growing Rapidly**  
We have over 17,000 members and are growing every day! Our members include all kinds of people just like you, from total newbies to forex pros with years of experience. FAPWINNER is a place to make friends and develop relationships!
- **Be A Winner With FAPwinner**  
So what are you waiting for? FAPWINNER is exactly what you need, to get where you want to be. Join us right now and become a valued member of the FAPWINNER friendly community

**[Join FAP-Winner.com now!](http://FAP-Winner.com)**

## Broker Recommendations



**FREE 100 USD Brokerage Deposit with ForexMeta FXDD**  
**Signup now <http://www.forexmeta.com/bonus1/>**

As said before, with the purchase of ForexAutopilot you are entitled to a free up to \$500 USD bonus deposit brokerage account. The Forexmeta guys are great, know about FAP and have the optimal trading platform (Metatrader 4) to get you going. Signup for a full or Demo account below and start to make the income you deserve. The \$500 bonus credit to the account is subject to the client completing at least 40 full lot closed trades within the first 60 days of the account approval.

### Forex Trading Edge (ForexMeta FXDD) Features:

- ☐ Real-Time Executable Quotes In 22 Currency Pairs
- ☐ 24 Hour Customer Support VIA Phone Or Online
- ☐ Competitive Spreads
- ☐ Commission Free Trading
- ☐ One On One Licensed Broker Support
- ☐ Extremely Reliable And Stable Platform
- ☐ NFA Registered Firm With Solid Financials
- ☐ Through Gain Capital
- ☐ Ability To Open Any Account Type
- ☐ Trade Like A Professional On Metatrader 4
- ☐ Compatible With Forex Killer!
- ☐ Free Platform
- ☐ Fast And Easy Execution

- ☐ **Fully Customizable**
- ☐ **Advanced Charting With Numerous Indicators**
- ☐ **And Line Studies**
- ☐ **Capability To Trade From Your Charts**
- ☐ **Autostrategy Feature So You Can Program**
- ☐ **Your Own Strategies**
- ☐ **Free Real Time News**
- ☐ **Hedging Function**
- ☐ **Available In Multiple Languages**

## **FAP EA Parameters**

**You can use the default parameters from Preset  
eurusd\_m1.set**

**Note: Some brokers have 5 digit price quotes (for example 1.12340). If your broker uses 5-digit price quotes (like Forexte broker) then use: takeprofit=200 and Slipage = 30. If your broker uses 4-digit price quotes (like Alpari and InterbankFx), then use default settings.**

**If you are using a small deposit under \$2,000 USD, then set Lots = 0.1. If you have a large deposit over \$10K, then set Lots = 1.**

***LotsRiskReductor – Defines the risk***

**To let the program use AutoLot management (it means that EA decides the lot size itself), the variable Lots should be set to zero. LotsRiskReductor will then define the risk size. LotsRiskReductor can be from 1 to 100. 1 means 1% risk of deposit, while 100 means 100% risk.**

***MaxOrders – Maximum number of open trades at the same time. We recommend that you set this parameter to 1 for safe trading.***

***StopTime – Time delay between first and second open order (if Maxorders=2 or more)***

***MaxLots – Maximum lots***

**We recommend starting with 0.1 lot for safe trading on small deposits.**

***aaa and bbb*** are internal variables, do not change them if you are not sure how to optimize them.

***TakeProfit and StopLoss*** – Profit and loss limits

**Do not change these parameters! Stop lost must be 0.**

**ForexAutopilot EA does not use fixed stop loss. It uses smart settings for stop loss to close losing trades according to inner indicators. EA with fixed stop loss will lose your deposit if trading goes against trend. Our ForexAutopilot EA does not have such problem.**

***TrailingStop*** – Trailing stop feature

***UseMaControl*** – Can be On (1) or Off (0). If UseMaControl is on (=1) then FAP uses Moving Average indicator to control the direction of the global trend. Read more about MA indicator here: [\*\*MA Indicators Review\*\*](#).

**If FAP is controlled by global indicator MA that does not mean that it will trade only one direction that MA points. FAP will still open trades in both direction, but the most of the trades will be performed according to the global trend direction.**

***PeriodMA*** – defines the period of Moving Average Indicator

***PriceMA\_0\_6*** – the way of calculating MA.

**0=PRICE\_CLOSE, 1=PRICE\_OPEN, 2=PRICE\_HIGH,  
3=PRICE\_LOW, 4=PRICE\_MEDIAN,  
5=PRICE\_TYPICAL, 6=PRICE\_WEIGHTED**

***TypeMA\_0\_3*** – the type of MA. 0=Simple, 1=Exponential, 2=Smoothed, 3=Weighted

***StartWork TimeHour / StartWork TimeMin and EndWork TimeHour / EndWork TimeMin and*** – the start and end time

**for FAP to begin and end trading (broker time). For example if you set StartWork TimeHour = 12, StartWork TimeMin = 20 and EndWork TimeHour = 17, EndWork TimeMin = 00 then FAP will open new trades every day only between 12-20 and 17-00. During other time FAP will only monitor old opened trades but never open any new trades. If the Start and End time are the same then FAP will work all the time, around the clock.**

***SpanGator* – Same as trailing stop**

***SlipPage* – Slipage of orders**

***TrendNonFlat* – Defines the flat market**

***SafetyGapDemarker and SafetyGapWPR* define the Demarker and WPR internal indicator parameters**

***Magic Number* - This is a unique ID number for each advisor to help the system understand which Advisor is making the trade if you attach several advisors at the same time.**

***KEY* - The activation key for your copy of EA.**

**FAPS\_protected** [?] [X]

Common Inputs

Common

Long & Short ▼ positions

☐ Enable alerts

☐ Disable alert once hit

Safety

☒ Allow DLL imports

☐ Confirm DLL function calls

☒ Allow import of external experts

Live Trading

☒ Allow live trading

☐ Ask manual confirmation

OK Reset

**ForexAutoPilot\_Universal** [?] [X]

Common Inputs

Variable	Value
bbb	14
TakeProfit	<u>200.0</u> *
StopLoss	0.0
TrailingStop	0.0
SpanGator	0.5
SlipPage	<u>30</u> *
SafetyGapDemarker	0.2
SafetyGapWPR	0.0

Load Save

OK Reset

\* For brokers with 5-digit price quotes (like Forexte broker)



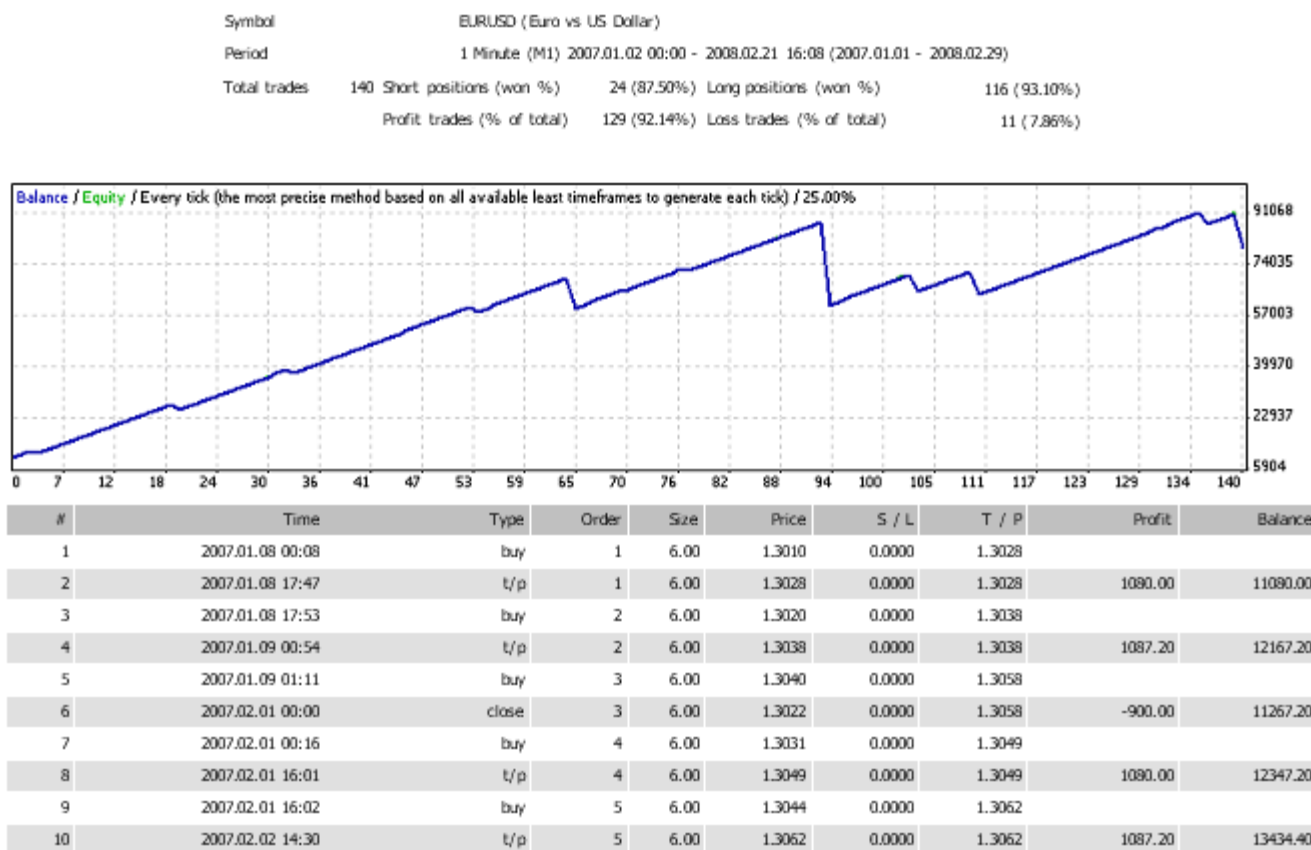
## FAP Trading Example

Here is an example from one of our ForexAutopilot Live trading accounts. It generated \$6,006 USD in 3 weeks on autopilot.

EURUSD,M1						
S/L	T/P	Deposited 2910 USD via creditcard			Profit	
				USD Card transfer		2 910.00
0.0000	1.5148	2008.02.28 15:24	1.5148	2.16		150.00
0.0000	1.5236	2008.02.29 08:53	1.5236	0.66		150.00
0.0000	1.5230	2008.03.03 00:00	1.5207	0.72		0.00
0.0000	1.5182	2008.03.03 09:14	1.5182	0.00		90.00
0.0000	1.5225	2008.03.03 15:18	1.5225	0.00		100.00
0.0000	1.5242	2008.03.05 16:30	1.5242	0.50		100.00
0.0000	1.5262	2008.03.05 16:43	1.5262	0.00		90.00
0.0000	1.5286	2008.03.05 17:16	1.5286	0.00		90.00
0.0000	1.5340	2008.03.06 09:51	1.5340	0.00		102.00
0.0000	1.5361	2008.03.06 15:08	1.5361	0.00		120.00
0.0000	1.5382	2008.03.06 22:03	1.5382	0.00		200.00
0.0000	1.5410	2008.03.07 07:51	1.5410	1.20		200.00
0.0000	1.5410	2008.03.07 10:22	1.5410	0.00		200.00
0.0000	1.5381	2008.03.07 15:18	1.5381	0.00		200.00
0.0000	1.5374	2008.03.10 00:00	1.5397	1.20		430.00
0.0000	1.5425	2008.03.11 11:01	1.5425	1.20		200.00
0.0000	1.5463	2008.03.11 11:31	1.5463	0.00		200.00
0.0000	1.5499	2008.03.12 15:02	1.5499	1.30		200.00
0.0000	1.5507	2008.03.12 16:33	1.5507	0.00		200.00
0.0000	1.5515	2008.03.12 18:58	1.5515	0.00		200.00
0.0000	1.5543	2008.03.12 20:25	1.5543	0.00		200.00
0.0000	1.5543	2008.03.12 23:27	1.5543	0.00		200.00
0.0000	1.5562	2008.03.13 04:10	1.5562	0.00		200.00
0.0000	1.5584	2008.03.13 08:50	1.5584	0.00		200.00
0.0000	1.5599	2008.03.13 10:11	1.5599	0.00		200.00
0.0000	1.5628	2008.03.13 21:35	1.5628	0.00		200.00
0.0000	1.5649	2008.03.14 06:34	1.5649	1.40		200.00
0.0000	1.5617	2008.03.14 07:11	1.5617	0.00		200.00
0.0000	1.5648	2008.03.14 15:01	1.5648	0.00		200.00
0.0000	1.5669	2008.03.14 15:16	1.5669	0.00		200.00
0.0000	1.5629	2008.03.14 15:27	1.5629	0.00		200.00
0.0000	1.5669	2008.03.14 19:23	1.5669	0.00		200.00
0.0000	1.5629	2008.03.18 08:08	1.5773	-14.60		-1 240.00
0.0000	1.5736	2008.03.18 19:24	1.5736	0.00		126.00
0.0000	1.5666	2008.03.19 01:08	1.5666	2.55		300.00
0.0000	1.5691	2008.03.19 05:03	1.5691	0.00		300.00
0.0000	1.5713	2008.03.19 05:51	1.5713	0.00		300.00
0.0000	1.5730	2008.03.19 09:41	1.5730	0.00		300.00
0.0000	1.5784					300.00
In LESS than 3 weeks made a USD 6006 gain! REAL MONEY... Now how cool is that?						8 916.29

## FAP Backtesting on Historical Data

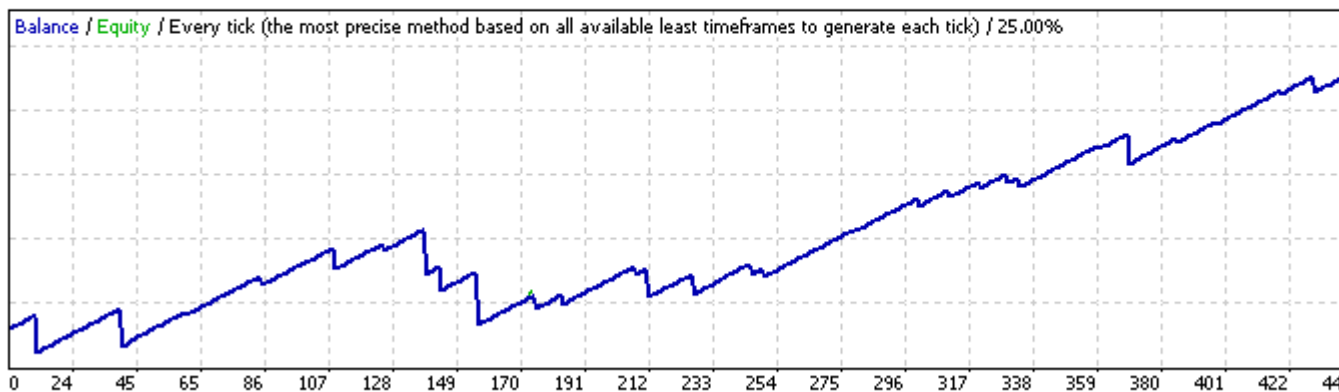
**ForexAutopilot system showed great results in 2007-2008:  
700% of profit in 1 year, made 74,035 from \$10,000 USD!**



**What about other years? Lets check them, too! 2004 was not a very effective year (only 200% of profit), but advisor NEVER lost the deposit in the years from 2004-2008! Recent years are very effective because it was optimized for modern market conditions.**

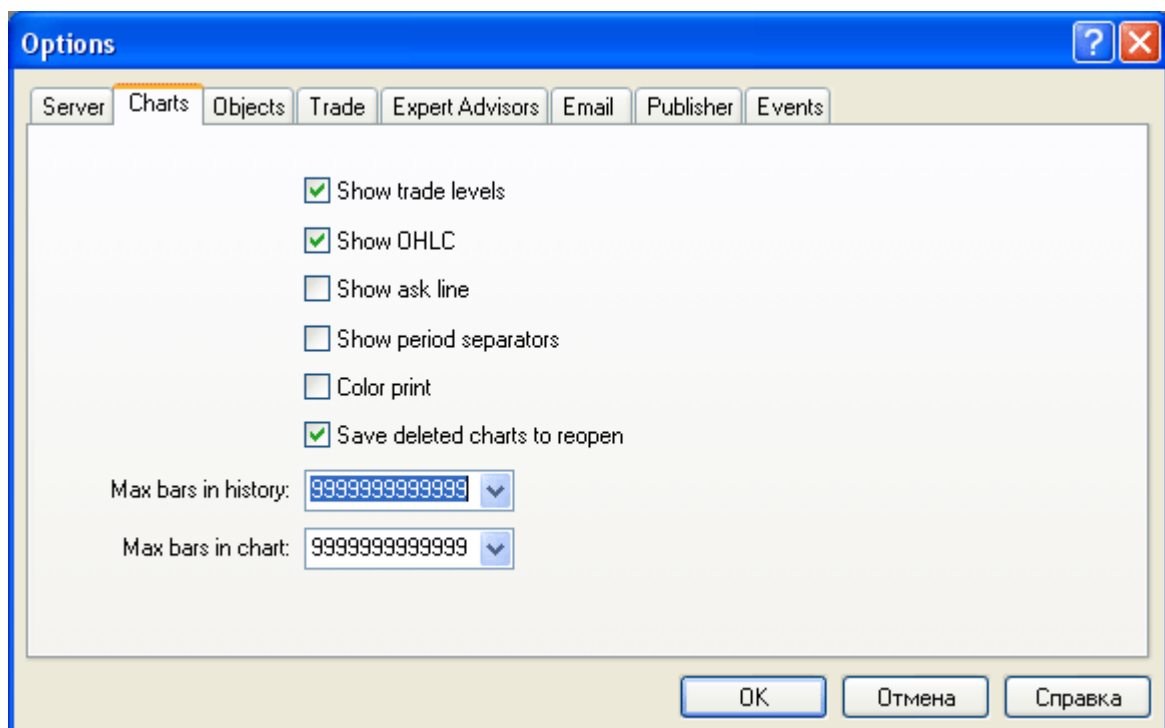
Symbol EURUSD (Euro vs US Dollar)

Period 1 Minute (M1) 2004.01.01 04:24 - 2008.02.21 19:51 (2004.01.01 - 2008.02.29)



## History Data Download

1. Open MetaTrader MT4 platform.
2. Open Options in the Tools tab in upper menu bar.
3. Click Charts tab.
4. Change both “Max bars in history” and “Max bars in chart” to “999999999”.



5. Close Options window.
6. Open History Center in the Tools tab in upper menu bar.
7. Double click EURUSD M1 button.
8. Click “Download” button. (This downloads history data from MetaQuotes)

History Center: EURUSD.Daily

Symbols: Database: 2456 records

Time	Open	High	Low	Close	Volume
2008.06.06 00:00	1.5583	1.5777	1.5571	1.5777	14202
2008.06.05 00:00	1.5426	1.5600	1.5365	1.5581	14310
2008.06.04 00:00	1.5435	1.5483	1.5419	1.5425	13609
2008.06.03 00:00	1.5540	1.5628	1.5410	1.5433	14275
2008.06.02 00:00	1.5561	1.5588	1.5486	1.5539	10964
2008.05.30 00:00	1.5512	1.5567	1.5462	1.5554	11828
2008.05.29 00:00	1.5647	1.5663	1.5485	1.5511	13134
2008.05.28 00:00	1.5677	1.5760	1.5609	1.5646	11599
2008.05.27 00:00	1.5774	1.5818	1.5671	1.5678	10543
2008.05.26 00:00	1.5769	1.5791	1.5741	1.5773	5596
2008.05.23 00:00	1.5724	1.5794	1.5696	1.5761	9265
2008.05.22 00:00	1.5793	1.5813	1.5691	1.5723	10722
2008.05.21 00:00	1.5652	1.5797	1.5631	1.5794	13030
2008.05.20 00:00	1.5519	1.5680	1.5503	1.5653	13627
2008.05.19 00:00	1.5596	1.5632	1.5487	1.5518	7147
2008.05.16 00:00	1.5445	1.5601	1.5437	1.5576	11816
2008.05.15 00:00	1.5475	1.5546	1.5419	1.5442	13752
2008.05.14 00:00	1.5460	1.5495	1.5396	1.5476	12862

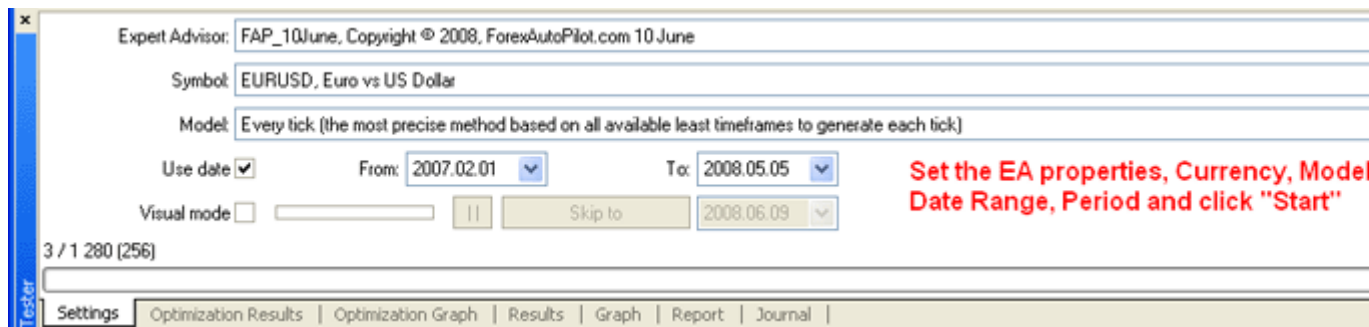
Download Add Edit Delete Export Import Close

9. When download complete, close History Center window. You are now ready for Strategy Tester (backtests) and Optimization.

## Known Questions and Problems:

### *How do I perform a backtest myself?*

To perform a backtest, you should attach the advisor to the chart in Metatrader4 and then press F6 (Strategy Tester)



***Strategy test does not work!***

**I guess you forgot to download historical data or your forgot to activate your copy of the EA and "allow DLLs" in the global settings of Metatrader (Tools -> Options)**

**FAQ: Here are some of the frequently asked questions people have about Forex Autopilot:**

**Q: Do I have to trade myself? Is it difficult to setup?**

**A: No! All you need to do is setup the automated trading robots (expert advisors) and let them trade on your account to bring you profit! You will get step-by-step instructions on how to setup and run them. You can also see our flash video presentation “How the System Works” on the main page of [ForexAutopilot.com](http://ForexAutopilot.com) and inside the Member’s Area.**

**Q: What platform are they working on?**

**A: ForexAutopilot advisors are developed for the MetaTrader4 platform only. The world’s most competent brokers use that trading platform. We recommend you use ForexMeta FXDD broker (featuring a \$100 USD signup bonus for FAPS clients) [Download Metatrader4](#)**

**Q: Where is EXE program? I cant open ex4 files!**

**A: ForexAutopilot is not an EXE program; it is a trading plugin for the Metatrader 4 platform. It is a package of expert advisors (ex4 files). They are easily installed in your Metatrader platform. Just read the instructions to learn how to start!**

**Q: Where can I get WinZip to unzip files?**

**A: You can download the free WinZip Evaluation Version <http://www.winzip.com/downwz.htm> to extract the Zip archive, or just use the free WindowsXP/Vista zip service. You can also use free WinRAR to unzip files: <http://www.rarlab.com/>**

**Q: Where is the folder of Metatrader experts? I cant find it on my PC!**

**A: The common folder of metatrader experts is:**

**C:\ProgramFiles\Metatrader4\Experts or**

**C:\ProgramFiles\ForexTrader.Meta\Experts**

**Q: How do I perform a backtest on history?**

**A: To perform a backtest, you should attach the advisor to the chart in Metatrader4 and then press F6 (Strategy Tester). Don't forget to download the historical price data first.**

**Q: What timeframe should I choose?**

**A: Our new ForexAutoPilot EA (FAPS EA) was optimized for best performance on euro/USD M1. We recommend using it on euro/USD M1 with the default setting to get maximum profit. You can use the bonus NFP robot or Ultra Trend on any currency pairs you want.**

**Q: What is the percent of winning trades?**

**A: According to history backtests from 1999-2008 and live trading results, the FAPS EA makes 96% winning trades. It is the only robot on the market that archives such amazing results. You can always perform a backtest yourself to check that.**

**Q: Can advisors work when I am away or gone out?**

**A: Yes, they can work 24 hours a day for you. You don't need to monitor the trades if you don't have enough free time. Our Robot Advisors will monitor the trades, open orders and close positions for you when needed. Just keep your MetaTrader on to let them work their magic.**

**Q: Can I adjust parameters of the advisors?**

**A: Of course... You can change stop loss, take profit and**



several other parameters depending on your needs. But we recommend you use Stop loss = 0.

**Q: Can I run several advisors at the same account at the same time?**

**A:** That's a great idea! You can run several advisors simultaneously to increase your profits and minimize the risks. You can install several Metatraders in different folders and run them at the same time, or attach experts to different charts in one Metatrader.

**Q: When I drag any of the systems onto a chart I don't get the smiley face, just an X. I follow the procedure but it still doesn't respond**

**A:** The Smiling Face icon means that EA works correctly. If you don't see the Smiling Face and just see a red X, then click on the "Expert Advisors" button on top of the Metatrader menu. See the Flash video on our <http://forexautopilot.com> webpage.

**Q: What does Magic number mean in the expert advisor??**

**A:** Magic number is the unique ID number of each advisor to help the system understand which advisor is making a trade if you attach several advisors at the same time.

**Q: I unzipped files and dropped them into the "expert" folder for meta trader, but they do not show up on the "navigator" list on the meta platform.**

**A:** The problem could be that you have several Metatraders installed on your PC. Check if you copied them to correct folder of the correct MT copy.

**Q: My expert ID=0!! Help me! I cant activate my copy!**

**A:** First check the EA settings. turn on "Allow DLL imports" and remove "Confirm DLL function calls" there.

**Also check the global parameters of the Metatrader: Tools -> Options -> Expert Advisors. Turn on "Allow DLL imports" and turn off "Confirm DLL function calls". Then restart Metatrader!**

**Q: Several of the EAs ask for a start time and end time. What time zone are the default values set for?**

**A: You should input the time of your broker (that is in the left top corner of the Metatrader – Market Watch).**

**Q: I have the little smiley face in the right top corner, but it is not doing anything.**

**A: If the face is smiling that means EA is working correctly. It will open trades when it identifies the proper market situation.**

**Q: Experts don't trade! What am I doing wrong??**

**A: Experts-Robots open trades a few times a week when their internal indicators see the market conditions to open trades. They don't have to open many trades every single day. The goal is to make a profit, not to make many trades! Also, Experts don't trade on weekends because the Forex market is closed.**

**Q: Ultra Trend does not trade. What's wrong?**

**A: Ultra Trend is a bonus indicator, not an expert advisor. It does not trade automatically. It just gives you signals for manual trading.**

**Q: I get the error "No money to open more orders."?**

**A: That means that your deposit is too small for the current level of risk. Try to increase your deposit or decrease the lot size. For example, change the lot size from 1 to 0.1 in EA parameters.**

**Q: I see a Sad face of EA in the right top corner of the chart**

**A:** A sad face of EA means that the "Allow live trading" checkbox is not checked in the AE parameters. You can right click on Expert Face and change the parameter to "Allow live trading".

**Q: What is eurUSD\_m1.set?**

**A:** It is the preset default parameters. Attach FAPS EA to the chart. The window with parameters will appear. Click on the «inputs» tab then click the «Load» button and choose eurUSD\_m1.set preset.

**Q: Why doesn't it use fixed stop loss?**

**A:** ForexAutopilot EA does not use a fixed stop loss. Instead, it uses smart settings for stop loss to close losing trades according to inner indicators. EA with fixed stop loss will lose your deposit if trading goes against trend. Our ForexAutopilot EA does not have such a problem.

**Q: I have a large draw down on my open trade. What's wrong? Am I losing money?**

**A:** There is no problem here. Your trade is not closed yet. Have patience. Draw downs are a normal part of the Forex investing landscape and they must be expected. FAP is not a crystal ball, it is a system that uses various technical indicators to enter and exit trades.

**Q: Important: For brokers with 5 digit price quotes:**

**A:** If your broker uses 5-digit price quotes (like forexte broker) then use: takeprofit=200 Slippage = 30. If your broker uses 4-digit price quotes (like Alpari and InterbankFx), then use the default settings.

**Q: How many lots to trade?**

**A:** Depends of your broker's rules (Miniforex, Standard acc

etc). Often, if you are using a small deposit under \$2,000 USD, use 0.1 lot to trade or even less. If you use a \$5,000 USD deposit – set it for 0.5 lot. For deposits over \$10,000 USD, you can use 1 lot and more.

**Q: My Current open trade is in minus. Am I losing money? What's wrong?**

**A:** There is no problem with it. Your trade is not closed yet. Please have patience. I am sure most trades will close in profit. All trades stay in minus for some time. The Forex Market always has price movements in both directions - there is no problem here. You can backtest on the EA history to better understand how it works. A current minus does not mean a loss, because the trade is Open. Only closed trades can be considered losing trades. FAPS makes 96% winning trades.

**Q: Where can I see your trading results? Do you trade with FAPS yourself??**

**A:** Yes, I do. Here is the proof of trading:  
<http://forexautopilot.com/faps.gif> <http://forexautopilot.com/dude.JPG> You can see that ForexAutoPilot EA is really working great and making money... and not just pennies. :)

**Q: How can I participate in the FAPS Affiliate program to earn 60% comission from each sale??**

**A:** Thank you for interest in the Forex AutoPilot affiliate program! We have high commissions and conversion! (60% commission, \$60 per sale!) Please read more information here: Visit Affiliate Page  
<http://forexautopilot.com/affiliates.html>  
[Click here.](#)